

The new tools has been released that integrates the new PT-MAP 5.5 sensor (fig. 1).



**ATTENTION: FOR THE TOOL PLEASE CONTACT THE SUPPLIER OF THE KIT.**

**Attention:**

The new PT-MAP 5.5 sensor (that can have the following codes 463000045,463000046,463000051) differs from the old one, by the detail shown below (marking 5.5):

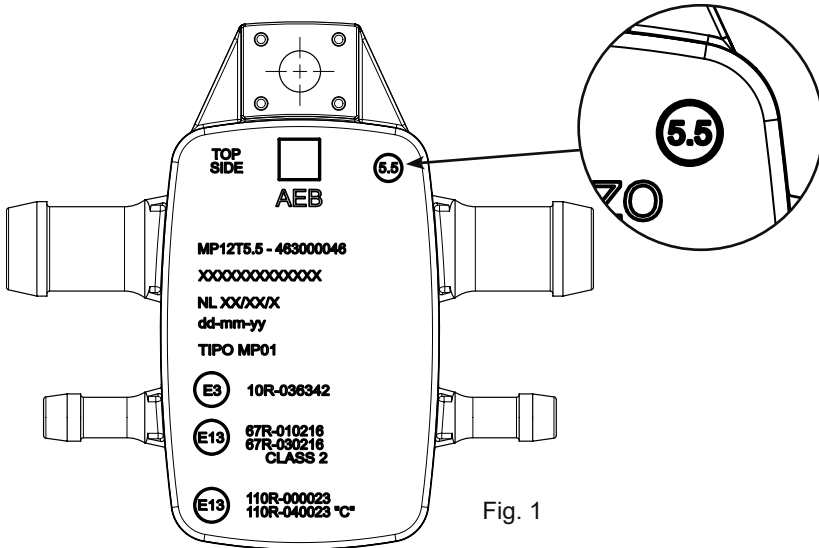


Fig. 1

**NEW PT-MAP**

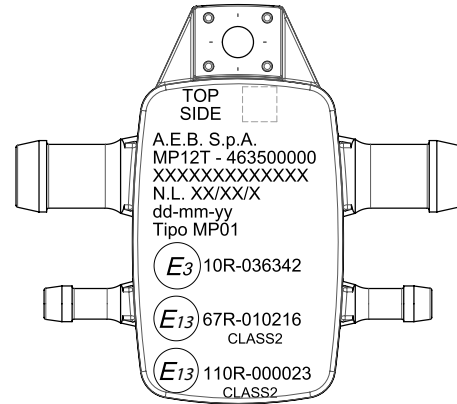


Fig. 2

**OLD PT-MAP**

Select the new sensor type AEB5P5 from the selective window menu (Multipoint software version):

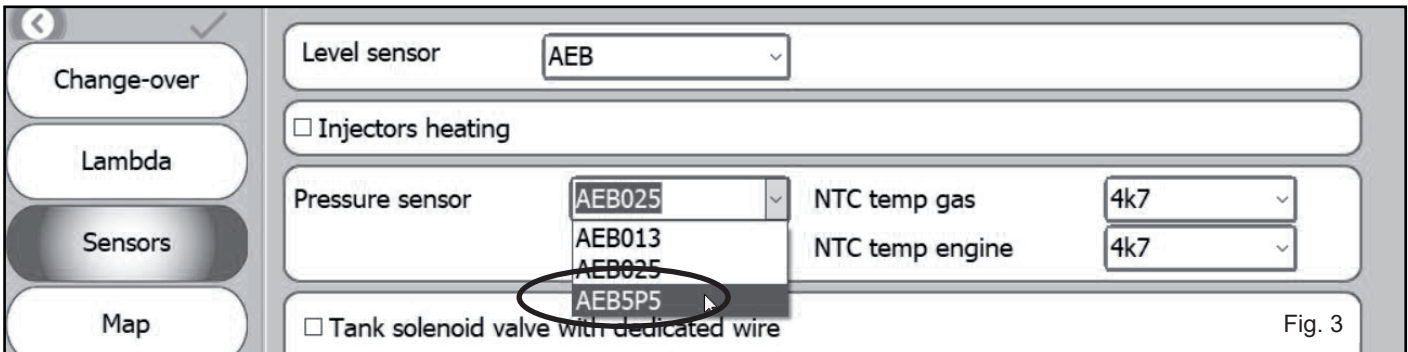


Fig. 3

Select the new sensor type AEB5P5 from the selective window menu (Direct Injection software version):

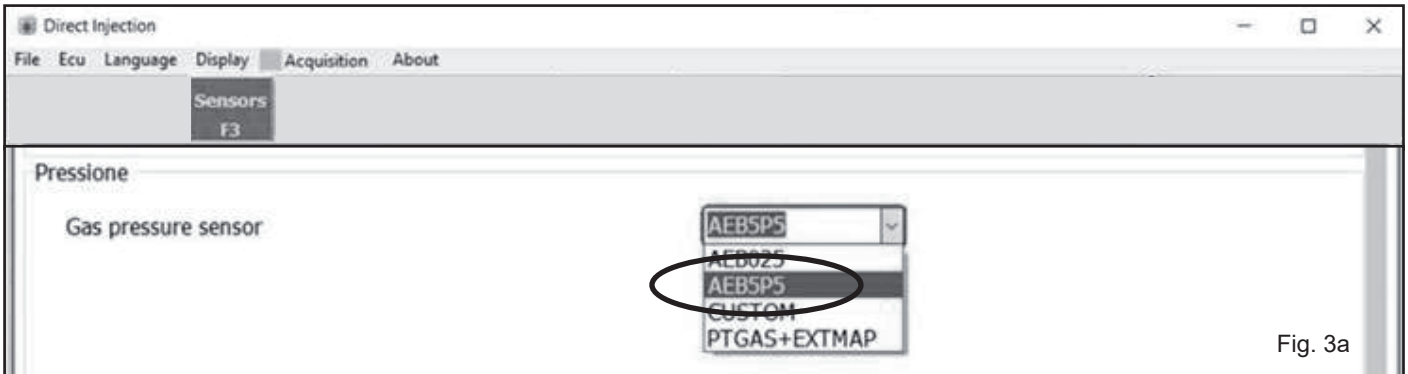


Fig. 3a

190000112 - Rev.00 - 11/04/2022

**ATTENTION: by selecting the AEB5P5 sensor, the map file will not be changed.**